

TNV/TNM Series
POWER PACK
Rated Output 6.1~61.7 kW

Head Office

Yanmar Co. Ltd.
Umeda Gate Tower, 1-9 Tsurunochi, Kita-Ku,
530-8311 Osaka, Japan
www.yanmar.com

Regional Office / Sales & Service

Yanmar Europe B.V.
Brugplein 11, 1332 BS Almere, The Netherlands
T +31 (0)36 549 3200
F +31 (0)36 549 3209
www.yanmar.eu

www.yanmar.eu

EN-TNV/TNMP-0412

Call for Yanmar solutions



TNV/TNM Engine Power Pack: A Complete Package of Yanmar Technologies

Yanmar was founded in 1912 and developed the world's first commercially compact diesel engine in 1933. The technical innovation has kept on flowering ever since, making Yanmar a perpetual leader in diesel technology.

The TNV/TNM Power Pack is designed to meet diverse user needs and market requirements. The compact but powerful, reliable Power Pack provides durable performance, high quality and versatility, while keeping the fuel efficiency and environmental friendliness. It makes the installation and maintenance simple and user-friendly.

Two basis specifications with Power Pack series are available; Group A provides multi-purpose usage with a wide range of industrial equipment including gensets. Group B is tailor-made for generator applications. The Yanmar TNV/TNM Power Pack series integrate Yanmar's original diesel engines technologies in an easy-to-use package.

Environment Friendly


Low Noise, Safe Materials

Yanmar's own CAE technologies have optimized stiffness, minimized transformation and reduced radiant noise.

Novel CAE technologies were used to obtain the best muffler volumes and sound-proofing materials.

The ladder frame structure cylinder block achieves drastic reductions in noise and vibrations from the engine body. (TNMseries)

The power pack series has no asbestos, mercury, polybrominated biphenyl, polybrominated diphenyl ether, or cadmium.

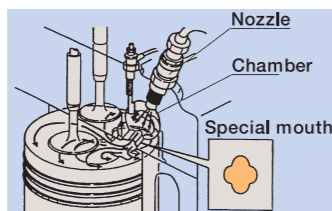


Ladder Frame (TNM series)

Clean Exhaust

[Indirect Injection (IDI) Engines]

Yanmar research has achieved better flow mixing in both the main chamber and the special mouth around the injector. More efficient use of the intake air produces cleaner burn and low exhaust emissions.



Instead of the PFR pump, a newly developed in-line pump is used for the smaller TNV/TNM engines. Precise regulatory compliance is assured by the fact that all adjustment is performed at Yanmar's own FIE factory.

The following features are incorporated:

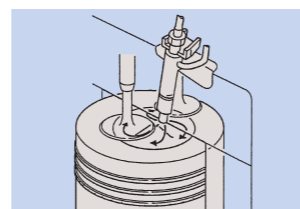
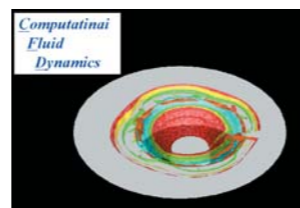
- *Bigger governor force accelerates the response of the fuel control rack. Engine revolution is more constant and matching with a wide range of machinery simpler.
- *Control of the fuel injection timing according to engine load reduces emissions.
- *Cam profiles are matched to nozzle throttle needs for better injection rate control and lower emission.

[Direct Injection (DI) Engines]

The fluid energy of the air and fuel charge is bigger and the swirl continues in the chamber during combustion, enhancing mixing and reducing exhaust emissions.

The modified angle of the fuel injection nozzle reduces uneven atomization of the fuel between injections. Excellent matching of the intake swirl ratio and combustion chamber shape produces uniform fuel mixing in the combustion chamber. Combustion efficiency, starting, noise and exhaust emission performance are all improved.

Use of 2 intake and 2 exhaust valves on the 4TNV98 and 4TNV98T earns big improvements in air intake and expulsion. The vertically mounted injection nozzle minimizes spray pattern imbalance.



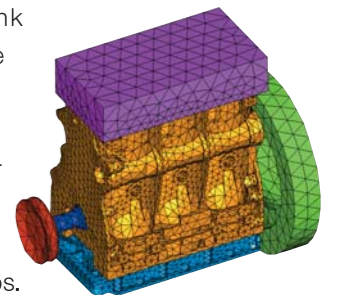
Powerful & Compact

Powerful and compact 2-pole generator specifications are available with the 3TNM68, 3TNV70, 3TNM72 and 3TNV76 engines. The compactness is achieved by the improved combustion chamber and a better fuel injection system. They supply large capacity, persevering power for every type of machinery, working always with clean and environment-friendly combustion performance.

Durability & Reliability

The TNV/TNM engines now proudly take up the running as Yanmar's premium small industrial diesel engines. They offer even more enhanced durability due to better block cooling, a stiffer crank and pistons, finer tolerance in the journal etc.

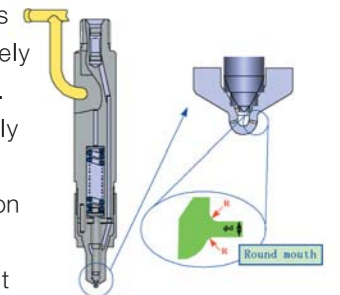
CAE analysis has brought lower vibrations and higher strength to the mounting structure for even better reliability in heavy-duty jobs.



Fuel Economy

Experimental and analytical studies of air flow in the combustion chamber have improved the air and fuel mixing with the help of Yanmar's original specially shaped injection hole. The air flow is now used still more effectively to reduce fuel consumption. Another environment-friendly feature, the engines are compatible with operation on biomass fuel (5%).

[Note: the biomass fuel must comply with the relevant standards.]




Electronic Control (Series3)

This is the system that expands work flexibility. The electronic control system brings the world's highly evolved electronic governing technologies of many years' experience. It's a standard fitting on the 37kW+ engine series, superbly matched to all kinds of equipment, and also available as an option on sub-37kW units.


The EGR valve is modulated according to the RPM, load etc. to reduce NOx emissions and treat the environment well. Fuel injection is regulated to the optimum level on starting and acceleration. Therefore black diesel smoke is much reduced. All is controlled by external switches.

Integrated operation of ECU by CAN-bus communication enables RPM adjustment and the switching of governor features to meet the needs of the job.

ECU troubleshooting and service tools have been enhanced for finding the answers on a personal computer.



Electronic governor system



ECU

MP type fuel Injection Pump with Electronic governor

Easy Maintenance

Daily checks and servicing of filters and other maintenance points are easy, and that goes a long way towards extending an engine's service life. In the DI engines, the electric fuel feed pump is standard equipment. Air venting from the fuel system is simple and the engine's starting performance is superior, too.

Ready to Run and/or Install

The engine structure satisfies market requirements and many accessory kits are available to assist flexible mounting on various types of machinery. In generator applications, Group A is for open frame generator sets and Group B for noise-proofed sets.

Safety

All rotating parts have safety covers.

The Wide Output Lineup of TNV/TNM Power Packs

The TNV/TNM power pack series covers a wide horsepower range. The lineup consists of four engine groups, each with the optimum design for that output range:



TNM series (3TNM68, 3TNM72)

Ultra-Compact and High Performance. The ladder frame engine structure reduces the noise and vibration. Easy installation and replacement, the perfect fit for your machine.

Series 1 (3TNV70, 3TNV76)

Uses the newly developed intake port for the Indirect Injection (IDI) combustion chamber. A newly designed inline FO injection pump replaces the conventional PFR system to reduce exhaust gas emissions and enhance reliability.

Series 2 (3TNV88, 4TNV88)

Uses the newly developed high-pressure mono-plunger FO injection pump, which controls the evenness of fuel injection to each cylinder. A finely chosen nozzle installation angle produces better mixing of the fuel and air to achieve more effective, cleaner combustion.

Series 3 (4TNV98, 4TNV98T)

Uses 2 intake and 2 exhaust valves and an upright nozzle to improve intake and exhaust efficiency. These valves greatly boost combustion performance, hugely reducing exhaust emissions while maintaining the dynamic and persevering power of the engine.

Uses Electronic Control system and EGR system to reduce NOx emission --- 4TNV98(T)-Z

ENGINE SPEC SELECTION CODE

Power Pack Group		Application		TNM series		TNV series					
				3TNM68	3TNM72	3TNV70	3TNV76	3TNV88(-B)	4TNV88(-B)	4TNV98(-Z)	4TNV98T(-Z)
Group A	Induspack	General industrial use		-AS	-AS	-	-CS	-DS	-DS	-NS	-NS
		Genepack A	Generator use (open type)		-HA	-HA	-	-	-	-	-
			2-pole								
			4-pole								
Group B	Genepack B	Generator use (enclosed type)		-	-	-HB	-HB	-	-	-	-
				2-pole							
				4-pole			-GB	-GB	-GB	-GB	-GB

SPECIFICATIONS

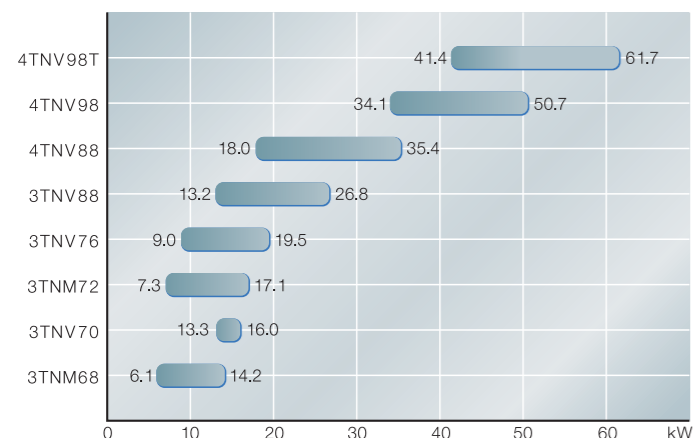
Model	TNM series		TNV series					
	3TNM68	3TNM72	3TNV70	3TNV76	3TNV88(-B)	4TNV88(-B)	4TNV98(-Z)	4TNV98T(-Z)
Type	Vertical 4-cylinder water cooled diesel engine							
Combustion	Indirect injection				Direct injection			
Aspiration	NA							
No. of cylinders	3				4			
Cyl. bore x stroke [mm]	68X72	72X74	70X74	76X82	88X90		98X110	
Displacement [lit.]	0.784	0.904	0.854	1.116	1.642	2.190	3.319	
Direction of rotation	Counterclockwise							
Cooling system	Radiator							
Lubrication system	Forced lubrication by trochoid pump							
Starting system	Starting motor (D.C. 12V)							

OUTPUT

		TNM series		TNV series					
Industrial use (Induspack)		3TNM68	3TNM72	3TNV76	3TNV88(-B)	4TNV88(-B)	4TNV98-Z	4TNV98T-Z	
Code		-AS	-AS	-CS	-DS	-DS	-NS	-NS	
Rated output [kW/min ⁻¹]		14.1/3600	17.1/3600	18.7/3200	26.8/3000	35.4/3000	50.7/2500	61.7/2500	


		TNM series				TNV series									
Model		3TNM68	3TNM68	3TNM72	3TNM72	3TNV70	3TNV76	3TNV76	3TNV88(-B)	4TNV88(-B)	4TNV98	4TNV98T			
Code		-HA	-GA	-HA	-GA	-HB	-HB	-GA,GB	-GA,GB	-GA,GB	-GA,GB	-GA,GB			
Generator use (Genepack)	Engine output [kW/min ⁻¹]	2-pole	for 50Hz @3000min ⁻¹	Prime power	10.9	-	13.0	-	12.1	15.1	-	-	-		
			Rated output	12.0	-	14.3	-	13.3	16.5	-	-	-	-		
		for 60Hz @3600min ⁻¹	Prime power	12.9	-	15.1	-	14.5	17.7	-	-	-	-		
			Rated output	14.2	-	16.6	-	16.0	19.5	-	-	-	-		
	Applicable Generator Capacity [kVA]	2-pole	for 50Hz @3000min ⁻¹	Prime power	-	5.5	-	6.6	-	-	8.2	12.2	16.4	30.7	37.7
				Rated output	-	6.1	-	7.3	-	-	9.0	13.2	18.0	34.1	41.4
		for 60Hz @3600min ⁻¹	Prime power	-	6.6	-	7.8	-	-	9.8	14.7	19.6	36.4	45.3	
			Rated output	-	7.3	-	8.6	-	-	10.7	16.2	21.6	40.8	50.1	
4-pole	for 50Hz @1500min ⁻¹	Prime power	11.2	-	13.3	-	12.4	16.0	-	-	-	-			
		Rated output	12.3	-	14.8	-	13.6	17.1	-	-	-	-			
	for 60Hz @1800min ⁻¹	Prime power	13.2	-	15.7	-	15.0	18.4	-	-	-	-			
		Rated output	14.7	-	17.2	-	16.6	20.2	-	-	-	-			
4-pole	for 50Hz @1500min ⁻¹	Prime power	-	5.3	-	6.6	-	-	8.4	12.6	17.0	33.2	41.2		
		Rated output	-	5.9	-	7.5	-	-	9.2	13.5	18.7	36.7	45.0		
	for 60Hz @1800min ⁻¹	Prime power	-	6.6	-	8.0	-	-	10.0	15.4	20.6	40.0	50.0		
		Rated output	-	7.5	-	8.8	-	-	11.0	16.8	22.7	44.4	55.0		

OUTPUT RANGE CHART




ACCESSORIES

Group A (-AS, CS, DS, NS, GA, HA)



Group B (-GB, HB)



Generator use

Model	Code	TNM series		TNV series							○: Installed on engine, □: Option			
		3TNM68	3TNM72	3TNV70	3TNV76		3TNV88		4TNV88		4TNV98		4TNV98T	
		-GA, -HA	-GA, -HA	-HB	-GA	-GB, -HB	-(B)GA	-(B)GB	-(B)GA	-(B)GB	-GA	-GB	-GA	-GB
Fuel system	Fuel filter	○	○	○	○	○	○	○	○	○	○	○	○	○
	Mechanical feed pump	○	○	○	○	○	-	-	-	-	-	-	-	-
	Electric feed pump	-	-	-	-	-	○	○	○	○	○	○	○	○
Lube system	Oil pan	○	○	○	○	○	○	○	○	○	○	○	○	○
	L.O. press switch (0.5kg/cm ²)	○	○	○	○	○	○	○	○	○	○	○	○	○
Cooling system	Pusher fan	○	○	○	○	○	○	○	○	○	○	○	○	○
	Thermostat	○	○	○	○	○	○	○	○	○	○	○	○	○
	C.W. temp. switch (on at 110 deg. C)	○	○	○	○	○	○	○	○	○	○	○	○	○
Electrical system	Starting motor	○	○	○	○	○	○	○	○	○	○	○	○	○
	Stop solenoid	○	○	○	○	○	○	○	○	○	○	○	○	○
	Alternator (40A)	○	○	○	○	○	○	○	○	○	○	○	○	○
	Glow plug	○	○	○	○	○	-	-	-	-	-	-	-	-
	Air heater	-	-	-	-	-	○	○	○	○	○	○	○	○
Intake and exhaust system	Intake manifold (lateral intake)	○	○	○	○	○	○	○	○	○	○	○	○	○
	Exhaust manifold (upper side exhaust)	○	○	○	○	○	○	○	○	○	○	○	○	○
	Turbocharger	-	-	-	-	-	-	-	-	-	-	-	-	-
P.T.O.	SAE#5 (width: TNV=124, TNM=111)	○	○	○	○	○	○	○	○	○	○	○	○	○
	Semi SAE#4 (width=105)	-	-	-	-	-	○	○	○	○	○	○	○	○
	SAE#3 (width=125)	-	-	-	-	-	-	-	-	-	-	-	-	-
Power pack parts	Air cleaner	○	○	○	○	○	○	○	○	○	○	○	○	○
	Silencer	○	○	□ (loose)	□	□ (loose)	□	□ (loose)	□	□ (loose)	□	□ (loose)	□	□ (loose)
	Speed control knob	□	□	□	□	□	□	□	□	□	□	□	□	□
	Radiator	○	○	○	○	○	○	○	○	○	○	○	○	○
	Engine foot	○	○	○	○	○	○	○	○	○	○	○	○	○
	Instrument panel	□	□	□	□	□	□	□	□	□	□	□	□	□

Industrial use

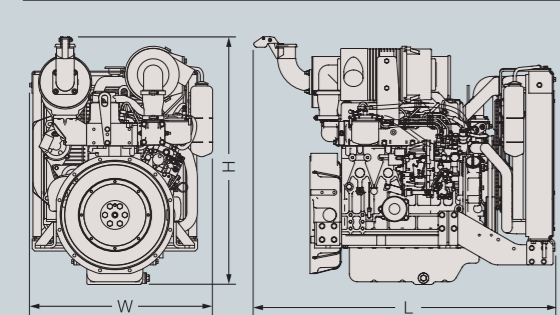
Model	Code	TNM series		TNV series				
		3TNM68	3TNM72	3TNV76	3TNV88	4TNV88	4TNV98	4TNV98T
		-AS	-AS	-CS	-(B)DS	-(B)DS	-ZNS	-ZNS
Fuel system	Fuel filter	○	○	○	○	○	○	○
	Mechanical feed pump	○	○	○	-	-	-	-
	Electric feed pump	-	-	-	○	○	○	○
Lube system	Oil pan (drain plug at intake side)	○	○	○	○	○	○	○
	L.O. press switch (0.5kg/cm ²)	○	○	○	○	○	○	○
Cooling system	Puller fan	○	○	○	○	○	○	○
	Thermostat	○	○	○	○	○	○	○
	C.W. temp. switch (on at 110 deg. C)	○	○	○	○	○	○	○
Electrical system	Starting motor	○	○	○	○	○	○	○
	Stop solenoid	○	○	○	○	○	-	-
	Electronic governor	-	-	-	-	-	○	○
	Alternator (40A)	○	○	○	○	○	-	-
	Alternator (55A)	-	-	-	-	-	-	-
	Glow plug	○	○	○	○(-B)	○(-B)	-	-
Intake and exhaust system	Air heater	-	-	-	○	○	○	○
	Intake manifold (lateral intake)	○	○	○	○	○	○	○
	Exhaust manifold (upper side exhaust)	○	○	○	○	○	○	○
	EGR system	-	-	-	-	-	○	○
P.T.O.	Turbocharger	-	-	-	-	-	-	-
	SAE#5 (width: TNV=124, TNM=111)	○	○	○	○	○	○	○
	SAE#4 (width=158)	-	-	-	-	-	○	○
Power pack parts	Air cleaner	○	○	○	○	○	○	○
	Silencer	○	○	○	○	○	○	○
	Speed control knob	□	□	□	□	□	□	□
	Radiator	○	○	○	○	○	○	○
	Engine foot	○	○	○	○	○	○	○
	Instrument panel	□	□	□	□	□	-	-
	Wire harness	-	-	-	-	-	○	○
Accel sensor	-	-	-	-	-	○ (loose)	○ (loose)	



3TNM68-AS

DIMENSIONS

Group A (-AS, CS, DS, NS, GA)



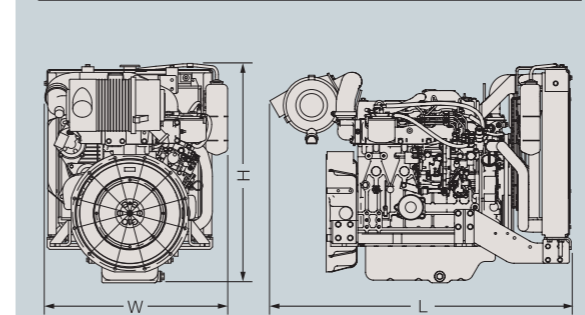
Genepack A (-GA, HA)

Model	TNM series		TNV series				
	3TNM68	3TNM72	3TNV76	3TNV88	4TNV88	4TNV98	4TNV98T
Code	-GA, -HA	-GA, -HA	-GA	-(B)GA	-(B)GA	-GA	-GA
Length mm	751	722	745	821	1002	1041	938
Width mm	474	464	518	609	609	703	703
Height mm	668	683	696	792	824	926	925
Weight kg	132	138	158	180	210	280	284

Induspack (-AS, CS, DS, NS)

Model	TNM series		TNV series				
	3TNM68	3TNM72	3TNV76	3TNV88	4TNV88	4TNV98	4TNV98T
Code	-AS	-AS	-CS	-(B)DS	-(B)DS	-ZNS	-ZNS
Length mm	751	722	814	821	1002	1042	936
Width mm	474	464	514	609	609	701	701
Height mm	668	683	696	792	824	967	967
Weight kg	132	138	158	181	211	280	284

Group B (-GB, HB)



Genepack B (-GB, HB)

Model	TNV series		
	3TNV70	3TNV76	3TNV76
Code	-HB	-GB	-HB
Length mm	798	814	814
Width mm	518	518	518
Height mm	683	672	694
Weight kg	143	153	153

Model	TNV series			
	3TNV88	4TNV88	4TNV98	4TNV98T
Code	-(B)GB	-(B)GB	-GB	-GB
Length mm	875	1002	1155	1154
Width mm	609	609	703	703
Height mm	731	726	846	846
Weight kg	175	202	271	276